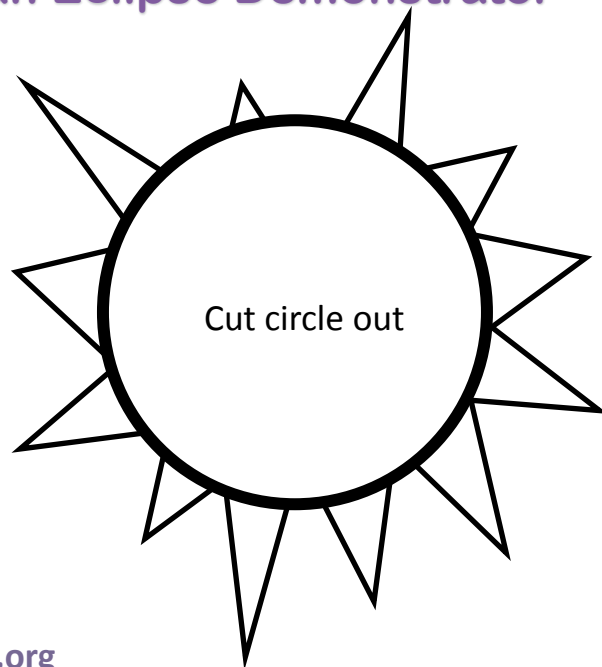
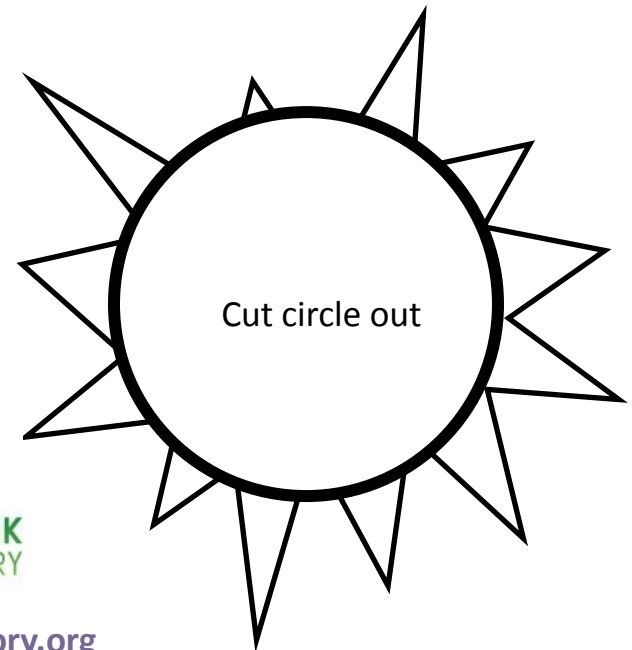


Great American Eclipse Demonstrator




greenbankobservatory.org

Great American Eclipse Demonstrator



greenbankobservatory.org

1. Color paper strip orange, pink and yellow to make it look like the inside of the sun.
2. Color this box the same to make it look like the inside of the sun.
3. Glue black circle to colored strip of paper. This is the Moon.
4. Fold paper on black line.
5. Insert Moon. Glue bottom edges, and side edges, leaving room on the right to pull strip.
6. Pull the Moon from left to right to make an eclipse!



1. Color paper strip orange, pink and yellow to make it look like the inside of the sun.
2. Color this box the same to make it look like the inside of the sun.
3. Glue black circle to colored strip of paper. This is the Moon.
4. Fold paper on black line.
5. Insert Moon. Glue bottom edges, and side edges, leaving room on the right to pull strip.
6. Pull the Moon from left to right to make an eclipse!

